




Saint-Petersburg State
Polytechnical University

Laboratory of
Applied



Mathematics &
Mechanics

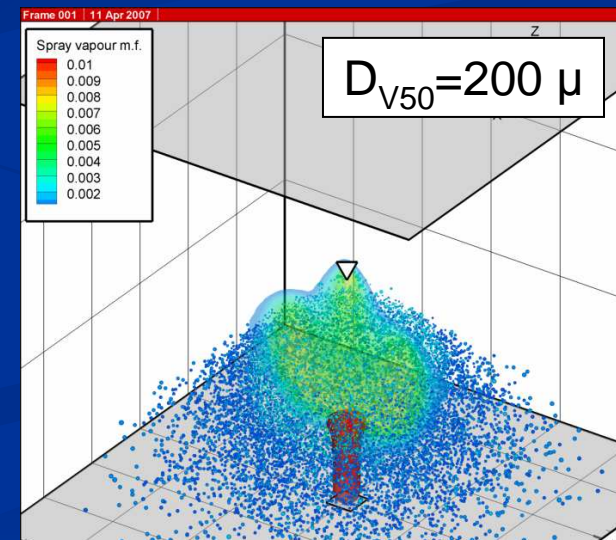
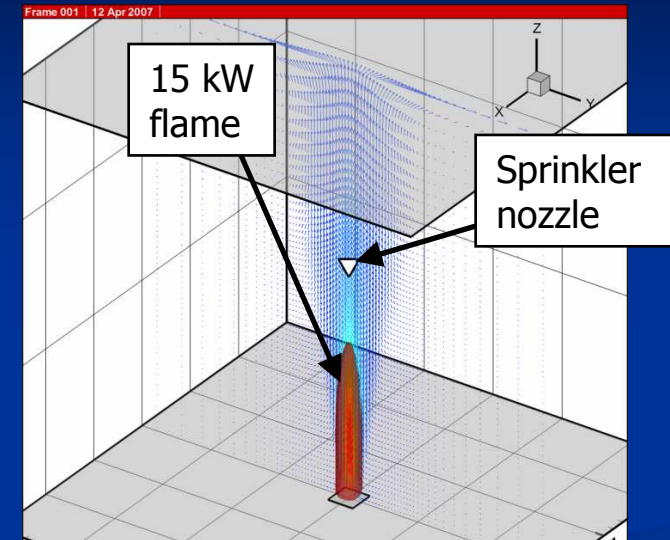
SIMULATION OF THE FIRE
EXTINGUISHMENT PROCESS
BY FINE WATER SPRAY

LIPJAINEN ALEXEI

JASS 2008

Contents

- Introduction – motivation and objectives
- Model description
 - gas phase modeling
 - liquid phase modeling
- Modeling of injection
- Results and discussion



Fire suppression by high-pressure fine water spray

Advantages of technology:

- A possible halon substitute (prohibited)
- Water is environmentally friendly and toxically safe extinguishing agent
- Cheap, available
- Less damage to surroundings
- Effective if optimized – leads to faster mitigation with smaller flow rate



Optimum use

- Two opposite requirements:
 - efficient delivery is needed for **wetting of flame surface**
 - rapid droplet evaporation is required for **cooling of the flame**
- Initial droplet size is a key parameter that switches extinguishment regimes
- Optimal solution can't be universal – it depends on a possible fire scenario, geometry etc.
- Need in careful modeling and costly simulations



Aims of work and results

- To develop the appropriate mathematical model of a evaporating spray
- To incorporate the model into the existing in-house software - Fire3D
- To investigate numerically the interaction of water spray and buoyant turbulent diffusion flame – it may be different for fine and coarse sprays
- Mechanisms of spray-flame interaction are identified
- Effect of spray characteristics on fire suppression efficiency is determined and demonstrated

Model description

Two interacting phases:

- gas phase (multicomponent reacting mixture)
- liquid phase (dispersed water)

Full interaction assumed:

- droplet-gas heat transfer
- droplet evaporation (mass transfer)
- momentum exchange
- droplet dispersion due to turbulence

Gas phase modeling

- Navier-Stokes system based on Favre-averaged component, momentum and enthalpy transport equations
- Modified k - ϵ , eddy break-up and thermal radiation models are used as closing relationships
- Low Mach number flow is considered
- Finite volume technique for discretization

Langman et al, 2007

A – momentary image

B – photo with exposure
(analogue to averaging)



Liquid phase modeling

- Lagrangian approach to model evaporating spray - multiple discrete droplets are tracked along their trajectories in gas-flow with given characteristics
- Momentum, mass, energy conservation equations are considered for groups of similar droplets (**particles**)

Droplet movement due to gravity and drag forces

$$\frac{du_{p,i}}{dt} = -\left(\frac{3\bar{\rho}C_D}{4d_p\rho_p}\right) |u_{p,i} - \tilde{u}_i| (u_{p,i} - \tilde{u}_i) + g_i \left(1 - \frac{\bar{\rho}}{\rho_p}\right) \quad \frac{dx_{p,i}}{dt} = u_{p,i}$$

$$C_D = \begin{cases} 24/\text{Re}_p (1 + 0.15\text{Re}_p^{2/3}) & , \text{Re}_p < 1000 \\ 0.44 & , \text{Re}_p > 1000 \end{cases}$$

$$\text{Re}_p = \frac{d_p |\tilde{u} - \tilde{u}_p|}{\nu}$$

Droplet dispersion

$$u = \tilde{u} + u'$$

$$u' = \sqrt{2k/3}$$

$$l_t = C_\mu^{3/4} k^{3/2} / \epsilon$$

Particle transit time through single examined eddy

$$\tau_p = \begin{cases} -\tau_D \ln \left(1 - \frac{l_t}{\tau_D |\vec{u}_p - \vec{u}_p^*|} \right) & , \text{if } l_t < \tau_D |\vec{u}_p - \vec{u}_p^*| \\ \infty & , \text{if } l_t > \tau_D |\vec{u}_p - \vec{u}_p^*| \end{cases}$$

Interaction time

$$\tau_{p,t} = \min(\tau_p, l_t / \sqrt{2k/3})$$

Turbulence may have a considerable effect!

Heat transfer from and to the carrying gas

Droplet heating

$$m_p C_p \frac{dT_p}{dt} = \begin{cases} q_p + \Delta h_{\text{vap}}(T_p) \frac{dm_p}{dt} & , T_p < T_{\text{boil}} \\ 0 & , T_p = T_{\text{boil}} \end{cases}$$

$$q_p = q_{p,\text{conv}} + q_{p,\text{rad}}$$

$$q_{p,\text{conv}} = -\pi d_p \text{Nu} \frac{\mu_g}{\text{Pr}} C_{p,g} (T_p - \tilde{T})$$

$$\text{Nu} = 2 + 0.6 \text{Re}_p^{1/2} \text{Pr}^{1/3}$$

Latent heat of evaporation

$$\Delta h_{\text{vap}}(T_p) = \Delta h_{\text{vap,boil}} + \int_{T_p}^{T_{\text{boil}}} C_p(T) dT$$

Droplet mass loose due to evaporation

$$\frac{dm_p}{dt} = \begin{cases} -\pi d_p \mu_g \frac{Sh}{Pr} \ln(1 + B_m) & , T_p < T_{boil} \\ -\frac{q_p}{\Delta h_{vap}(T_{boil})} & , T_p = T_{boil} \end{cases}$$

$$Sh = 2 + 0.6 Re_p^{1/2} Sc^{1/3}$$

$$B_m = \frac{Y_{vap,sat}(T_p) - Y_{vap,\infty}}{1 - Y_{vap,sat}(T_p)}$$

Inter-phase exchange

$$\bar{r}_M = -\sum \frac{n_p}{\Delta V} \frac{dm_p}{dt}$$

$$\bar{r}_V = -\sum \frac{n_p}{\Delta V} \left(m_p \frac{\bar{u}_p - \tilde{u}}{\tau_D} - \bar{u}_p \frac{dm_p}{dt} \right)$$

$$\bar{r}_H = -\sum \frac{n_p}{\Delta V} \left(m_p C_p \frac{T_p - \tilde{T}}{\tau_T} - h_{vap}(T_p) \frac{dm_p}{dt} \right)$$

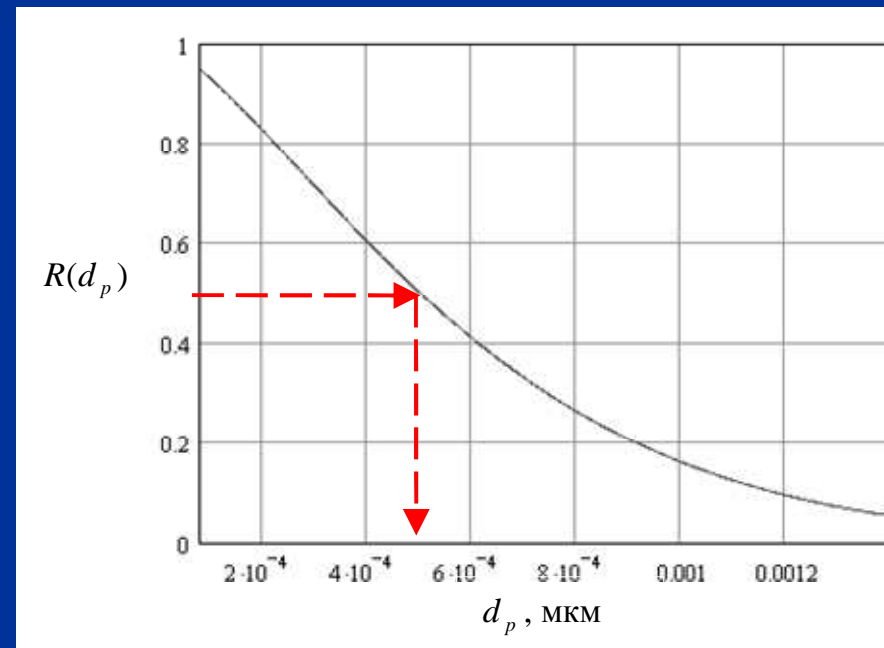
$h_{vap}(T_p)$ - is the vapor enthalpy at droplet temperature

Modeling of injection

- Sprinkler is modeled here as a point source
- Rosin-Rammler distribution - polydispersity

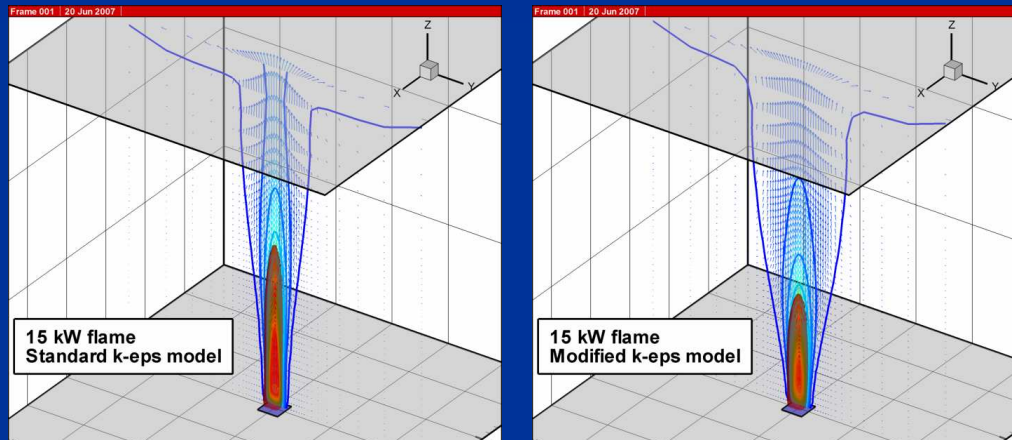
$$R(d_p) = \exp\left(-\ln 2 \left(\frac{d_p}{d_{V50}}\right)^\gamma\right)$$

- Velocity vectors uniformly distributed inside the cone



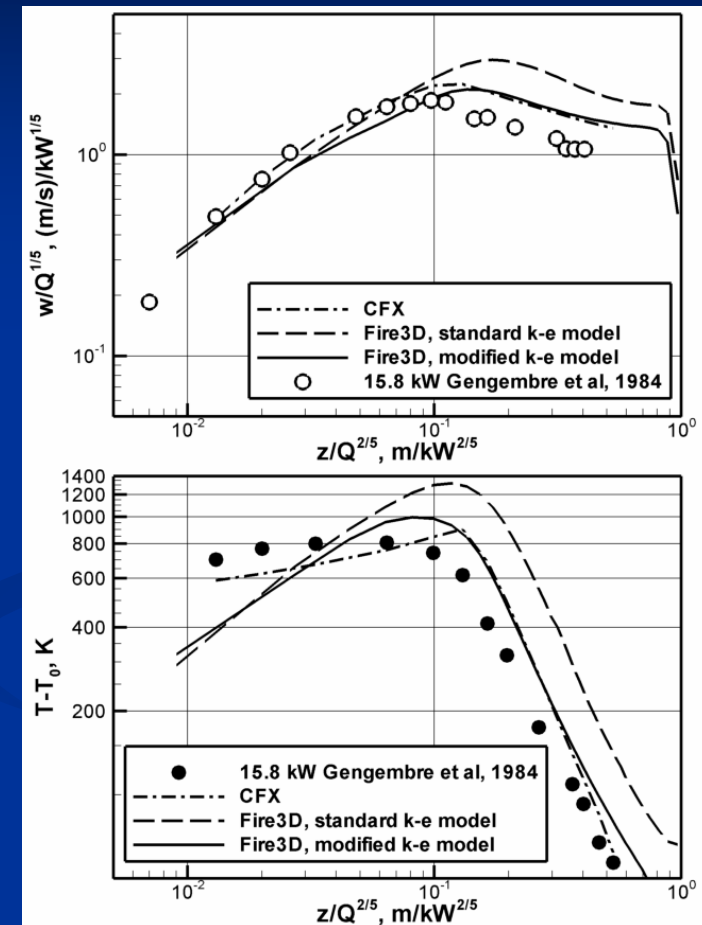
Validation. Flame without water spray

- Comparison with experiments
- Calorific power 15kW



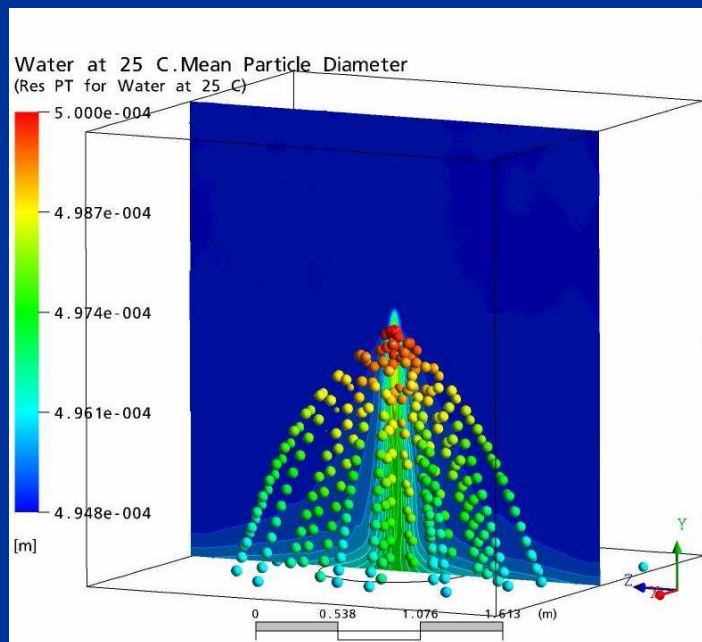
Isosurfaces of temperature $T=200^{\circ}\text{C}$

- Transient simulation of the gas flame are then used as initial conditions for case with spray

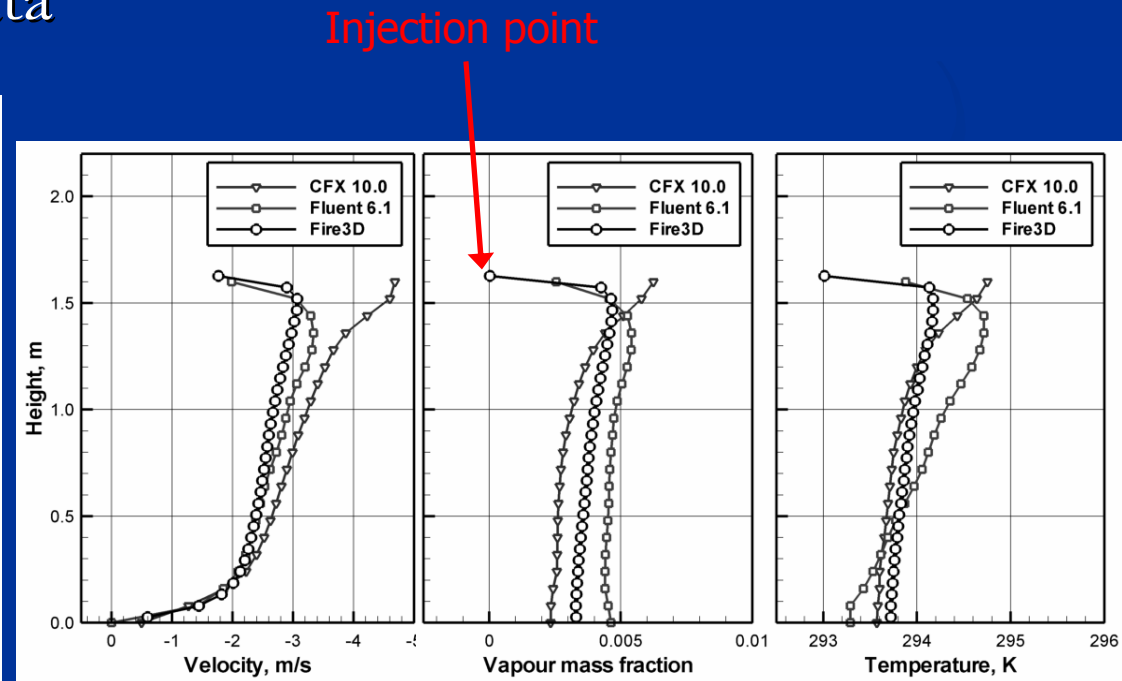


Validation. Water spray without flame

- Detailed measurements are lacking
- Comparison between 3 CFD codes – 0.500 mm, 7.5 l/min
- Qualitatively similar data



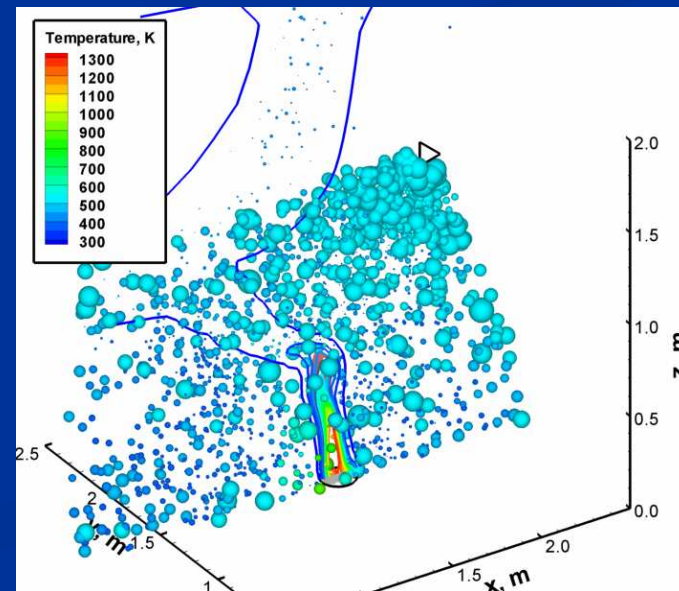
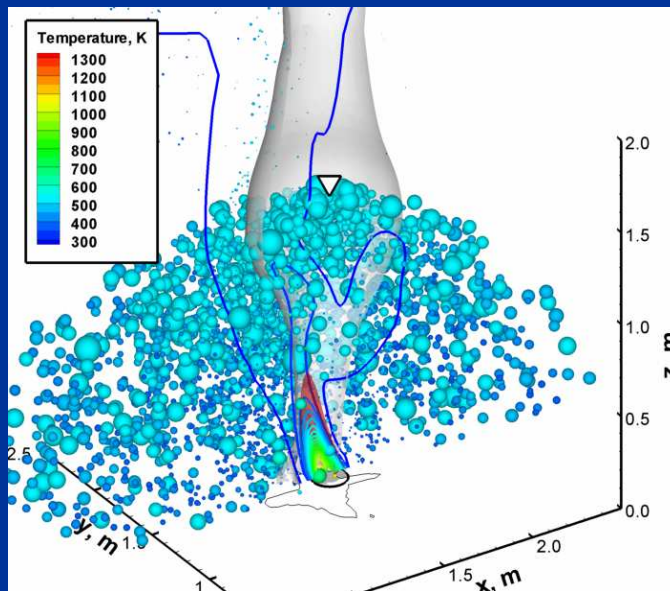
Trajectories of droplets
and vapor mass fraction



Spray simulations with three CFD codes

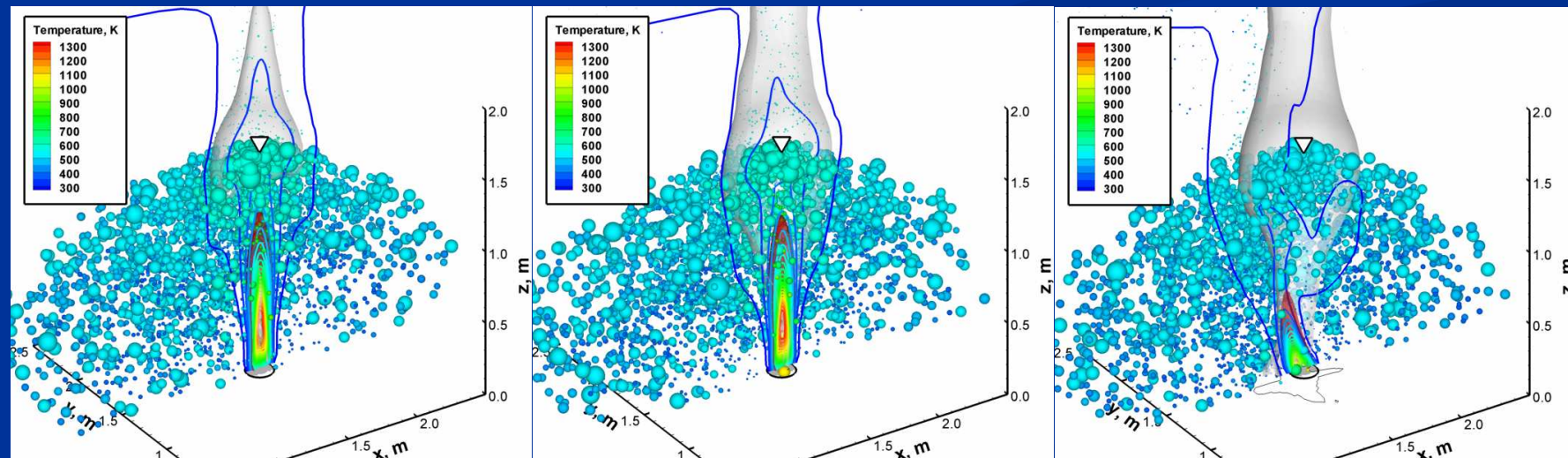
Water spray fire suppression

- Effect of spray dispersion – decrease of the initial droplet diameter changes the spray dynamics and extinguishment regime
- Effect of nozzle location and spray orientation



Coarse spray

- 0.630 mm initial diameter
- Gas directly affected by spray momentum
- Majority of water is transported to **flame surface**
- Destabilizes flame but does not extinguish



2 s

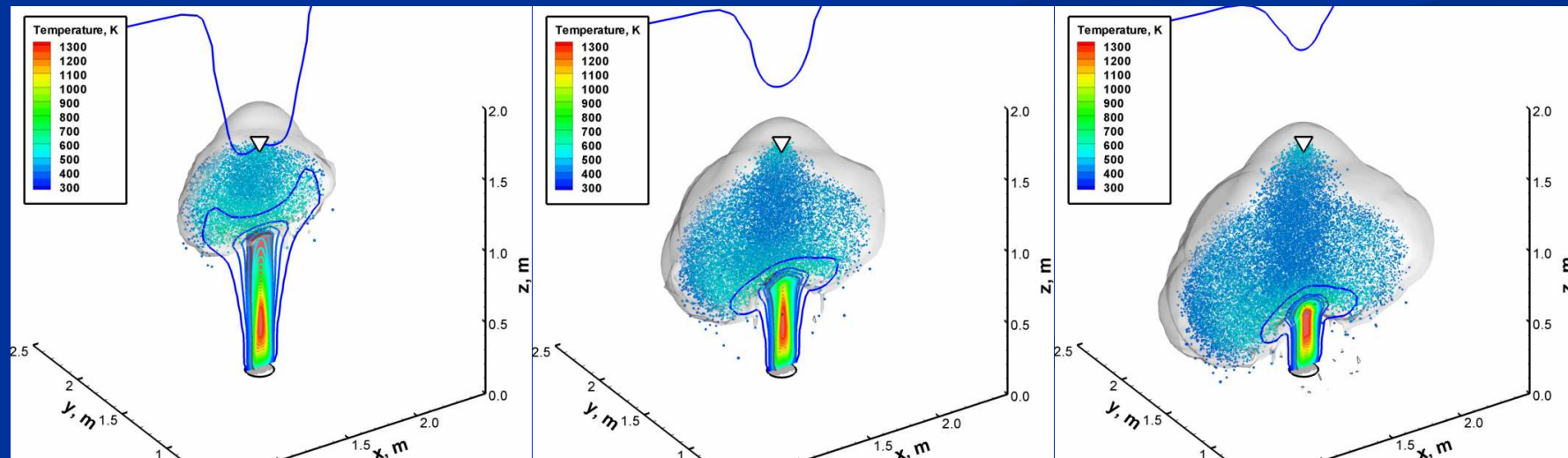
4.7 s

17 s

15

Fine spray

- 0.080 mm initial diameter
- Droplet evaporation rate and vapor concentration increase
- Form the vapor cloud – **cooling of flame**
- Finer spray suppresses flame more rapidly



0.5 s

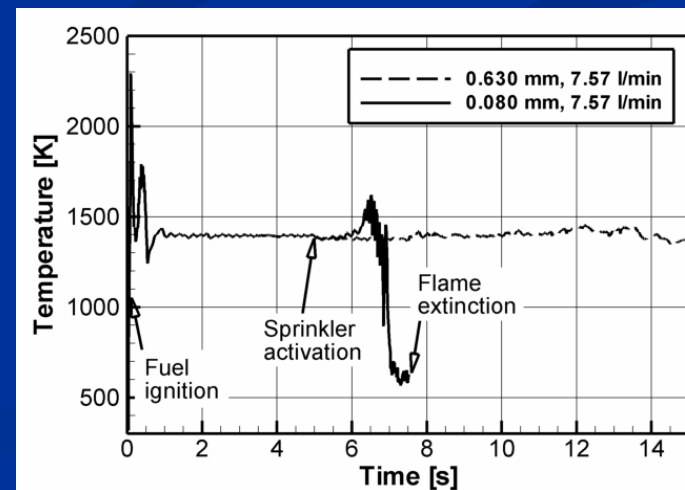
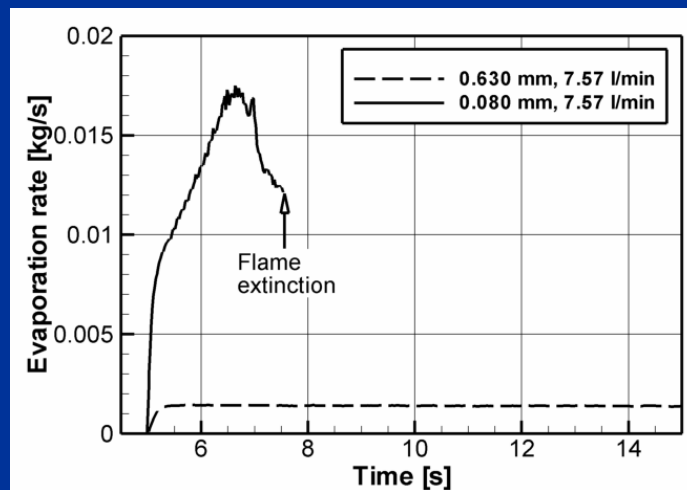
1 s

1.3 s

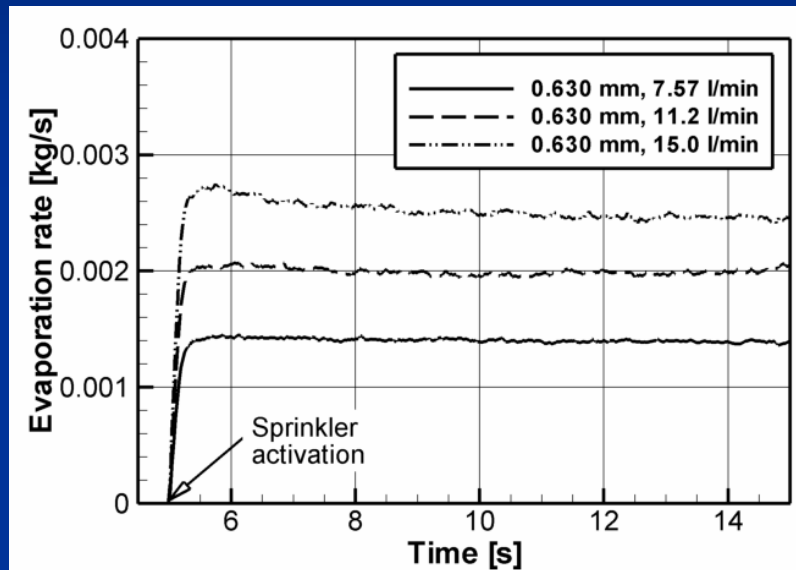
16

Effect of initial spray dispersion

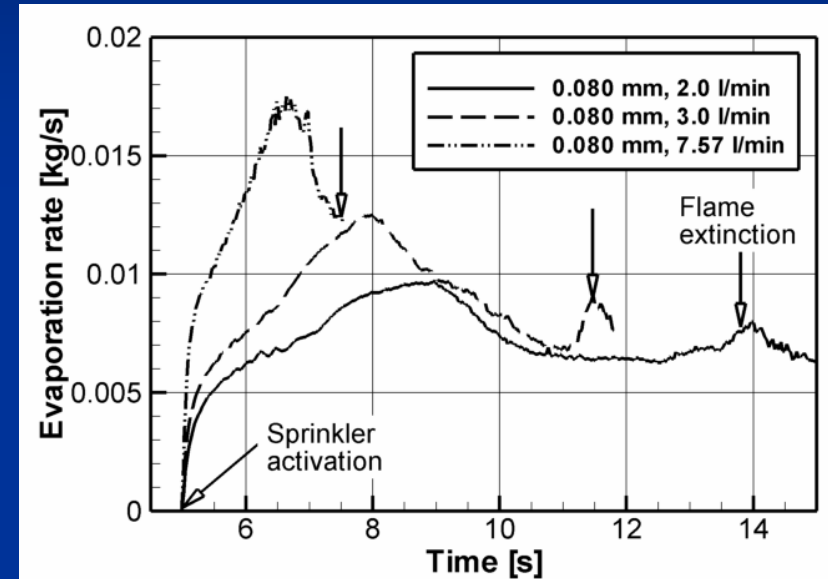
- The fine spray produces the amount of vapor which is by more than an order of magnitude greater than that produced by the coarse spray
- Fine spray extinguishes the flame within few seconds after the nozzle activation



Proportionality of the evaporation rate to the nozzle flow rate



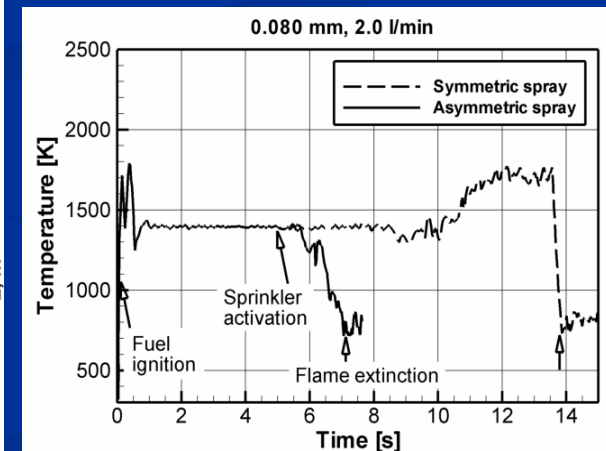
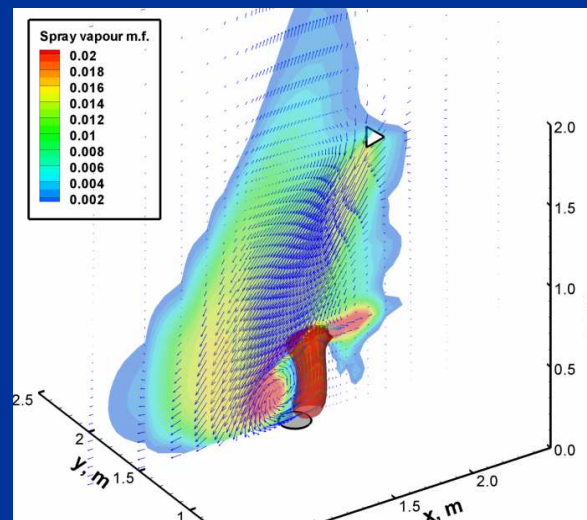
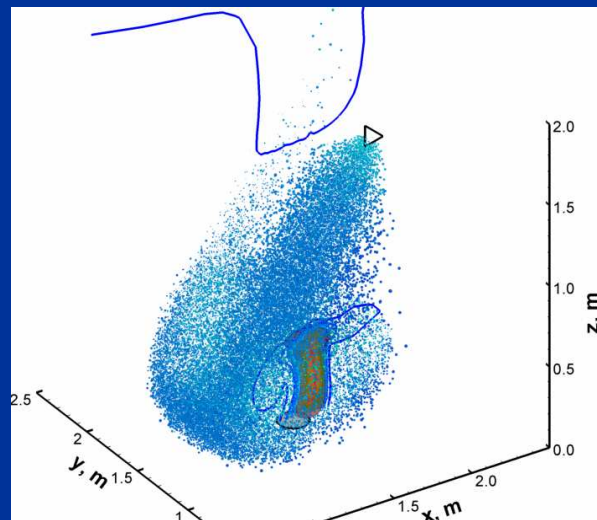
Coarse spray - initial
median droplet diameter
0.630 mm



Fine spray - initial
median droplet diameter
0.080 mm

Effect of nozzle location and spray orientation

- Greater flame-spray cross section – more stronger influence
- Flame is deflected by secondary vertical flow



Conclusion

- Model of evaporating spray is developed and incorporated into CFD software
- Two distinct mechanisms of flame mitigation are demonstrated
- Fine water spray causes faster flame extinguishment with smaller water flow rate

