

## 7.5 $(a, b)$ -trees

### Definition 1

For  $b \geq 2a - 1$  an  $(a, b)$ -tree is a search tree with the following properties

1. all leaves have the same distance to the root
2. every internal non-root vertex  $v$  has at least  $a$  and at most  $b$  children
3. the root has degree at least 2 if the tree is non-empty
4. the internal vertices do not contain data, but only keys (external search tree)
5. there is a special dummy leaf node with key-value  $\infty$

## 7.5 $(a, b)$ -trees

### Definition 1

For  $b \geq 2a - 1$  an  $(a, b)$ -tree is a search tree with the following properties

1. all leaves have the same distance to the root
2. every internal non-root vertex  $v$  has at least  $a$  and at most  $b$  children
3. the root has degree at least 2 if the tree is non-empty
4. the internal vertices do not contain data, but only keys (external search tree)
5. there is a special dummy leaf node with key-value  $\infty$

## 7.5 ( $a, b$ )-trees

### Definition 1

For  $b \geq 2a - 1$  an  $(a, b)$ -tree is a search tree with the following properties

1. all leaves have the same distance to the root
2. every internal non-root vertex  $v$  has at least  $a$  and at most  $b$  children
3. the root has degree at least 2 if the tree is non-empty
4. the internal vertices do not contain data, but only keys (external search tree)
5. there is a special dummy leaf node with key-value  $\infty$

## 7.5 $(a, b)$ -trees

### Definition 1

For  $b \geq 2a - 1$  an  $(a, b)$ -tree is a search tree with the following properties

1. all leaves have the same distance to the root
2. every internal non-root vertex  $v$  has at least  $a$  and at most  $b$  children
3. the root has degree at least 2 if the tree is non-empty
4. the internal vertices do not contain data, but only keys (external search tree)
5. there is a special dummy leaf node with key-value  $\infty$

## 7.5 $(a, b)$ -trees

### Definition 1

For  $b \geq 2a - 1$  an  $(a, b)$ -tree is a search tree with the following properties

1. all leaves have the same distance to the root
2. every internal non-root vertex  $v$  has at least  $a$  and at most  $b$  children
3. the root has degree at least 2 if the tree is non-empty
4. the internal vertices do not contain data, but only keys (external search tree)
5. there is a special dummy leaf node with key-value  $\infty$

## 7.5 $(a, b)$ -trees

### Definition 1

For  $b \geq 2a - 1$  an  $(a, b)$ -tree is a search tree with the following properties

1. all leaves have the same distance to the root
2. every internal non-root vertex  $v$  has at least  $a$  and at most  $b$  children
3. the root has degree at least 2 if the tree is non-empty
4. the internal vertices do not contain data, but only keys (external search tree)
5. there is a special dummy leaf node with key-value  $\infty$

## 7.5 $(a, b)$ -trees

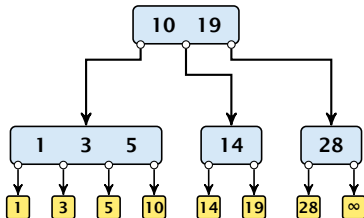
Each internal node  $v$  with  $d(v)$  children stores  $d - 1$  keys  $k_1, \dots, k_{d-1}$ . The  $i$ -th subtree of  $v$  fulfills

$$k_{i-1} < \text{key in } i\text{-th sub-tree} \leq k_i ,$$

where we use  $k_0 = -\infty$  and  $k_d = \infty$ .

## 7.5 (a, b)-trees

### Example 2





## 7.5 ( $a, b$ )-trees

### Variants

- ▶ The dummy leaf element may not exist; it only makes implementation more convenient.
- ▶ Variants in which  $b = 2a$  are commonly referred to as  $B$ -trees.
- ▶ A  $B$ -tree usually refers to the variant in which keys and data are stored at internal nodes.
- ▶ A  $B^+$  tree stores the data only at leaf nodes as in our definition. Sometimes the leaf nodes are also connected in a linear list data structure to speed up the computation of successors and predecessors.
- ▶ A  $B^*$  tree requires that a node is at least  $2/3$ -full as opposed to  $1/2$ -full (the requirement of a  $B$ -tree).

## 7.5 ( $a, b$ )-trees

### Variants

- ▶ The dummy leaf element may not exist; it only makes implementation more convenient.
- ▶ Variants in which  $b = 2a$  are commonly referred to as  $B$ -trees.
- ▶ A  $B$ -tree usually refers to the variant in which keys and data are stored at internal nodes.
- ▶ A  $B^+$  tree stores the data only at leaf nodes as in our definition. Sometimes the leaf nodes are also connected in a linear list data structure to speed up the computation of successors and predecessors.
- ▶ A  $B^*$  tree requires that a node is at least  $2/3$ -full as opposed to  $1/2$ -full (the requirement of a  $B$ -tree).

## 7.5 ( $a, b$ )-trees

### Variants

- ▶ The dummy leaf element may not exist; it only makes implementation more convenient.
- ▶ Variants in which  $b = 2a$  are commonly referred to as  $B$ -trees.
- ▶ A  $B$ -tree usually refers to the variant in which keys and data are stored at internal nodes.
- ▶ A  $B^+$  tree stores the data only at leaf nodes as in our definition. Sometimes the leaf nodes are also connected in a linear list data structure to speed up the computation of successors and predecessors.
- ▶ A  $B^*$  tree requires that a node is at least  $2/3$ -full as opposed to  $1/2$ -full (the requirement of a  $B$ -tree).

## 7.5 ( $a, b$ )-trees

### Variants

- ▶ The dummy leaf element may not exist; it only makes implementation more convenient.
- ▶ Variants in which  $b = 2a$  are commonly referred to as  $B$ -trees.
- ▶ A  $B$ -tree usually refers to the variant in which keys and data are stored at internal nodes.
- ▶ A  $B^+$  tree stores the data only at leaf nodes as in our definition. Sometimes the leaf nodes are also connected in a linear list data structure to speed up the computation of successors and predecessors.
- ▶ A  $B^*$  tree requires that a node is at least  $2/3$ -full as opposed to  $1/2$ -full (the requirement of a  $B$ -tree).

## 7.5 ( $a, b$ )-trees

### Variants

- ▶ The dummy leaf element may not exist; it only makes implementation more convenient.
- ▶ Variants in which  $b = 2a$  are commonly referred to as  $B$ -trees.
- ▶ A  $B$ -tree usually refers to the variant in which keys and data are stored at internal nodes.
- ▶ A  $B^+$  tree stores the data only at leaf nodes as in our definition. Sometimes the leaf nodes are also connected in a linear list data structure to speed up the computation of successors and predecessors.
- ▶ A  $B^*$  tree requires that a node is at least  $2/3$ -full as opposed to  $1/2$ -full (the requirement of a  $B$ -tree).

### Lemma 3

Let  $T$  be an  $(a, b)$ -tree for  $n > 0$  elements (i.e.,  $n + 1$  leaf nodes) and height  $h$  (number of edges from root to a leaf vertex). Then

1.  $2a^{h-1} \leq n + 1 \leq b^h$
2.  $\log_b(n + 1) \leq h \leq 1 + \log_a\left(\frac{n+1}{2}\right)$

Proof.

Since the root has degree at least  $a$  and all other nodes have degree at least  $b$ , this gives that there are at least  $2a^{h-1}$  leaf nodes. On the other hand, since the root has degree at most  $b$  and all other nodes have degree at most  $a$ , this gives that there are at most  $b^h$  leaf nodes.



### Lemma 3

Let  $T$  be an  $(a, b)$ -tree for  $n > 0$  elements (i.e.,  $n + 1$  leaf nodes) and height  $h$  (number of edges from root to a leaf vertex). Then

1.  $2a^{h-1} \leq n + 1 \leq b^h$
2.  $\log_b(n + 1) \leq h \leq 1 + \log_a\left(\frac{n+1}{2}\right)$

Proof.



### Lemma 3

Let  $T$  be an  $(a, b)$ -tree for  $n > 0$  elements (i.e.,  $n + 1$  leaf nodes) and height  $h$  (number of edges from root to a leaf vertex). Then

1.  $2a^{h-1} \leq n + 1 \leq b^h$
2.  $\log_b(n + 1) \leq h \leq 1 + \log_a\left(\frac{n+1}{2}\right)$

### Proof.

- ▶ If  $n > 0$  the root has degree at least 2 and all other nodes have degree at least  $a$ . This gives that the number of leaf nodes is at least  $2a^{h-1}$ .
- ▶ Analogously, the degree of any node is at most  $b$  and, hence, the number of leaf nodes at most  $b^h$ .





### Lemma 3

Let  $T$  be an  $(a, b)$ -tree for  $n > 0$  elements (i.e.,  $n + 1$  leaf nodes) and height  $h$  (number of edges from root to a leaf vertex). Then

1.  $2a^{h-1} \leq n + 1 \leq b^h$
2.  $\log_b(n + 1) \leq h \leq 1 + \log_a\left(\frac{n+1}{2}\right)$

### Proof.

- ▶ If  $n > 0$  the root has degree at least 2 and all other nodes have degree at least  $a$ . This gives that the number of leaf nodes is at least  $2a^{h-1}$ .
- ▶ Analogously, the degree of any node is at most  $b$  and, hence, the number of leaf nodes at most  $b^h$ .



### Lemma 3

Let  $T$  be an  $(a, b)$ -tree for  $n > 0$  elements (i.e.,  $n + 1$  leaf nodes) and height  $h$  (number of edges from root to a leaf vertex). Then

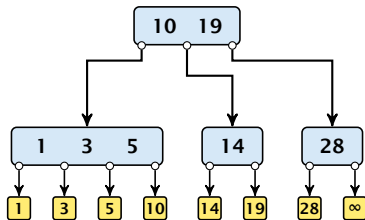
1.  $2a^{h-1} \leq n + 1 \leq b^h$
2.  $\log_b(n + 1) \leq h \leq 1 + \log_a\left(\frac{n+1}{2}\right)$

### Proof.

- ▶ If  $n > 0$  the root has degree at least 2 and all other nodes have degree at least  $a$ . This gives that the number of leaf nodes is at least  $2a^{h-1}$ .
- ▶ Analogously, the degree of any node is at most  $b$  and, hence, the number of leaf nodes at most  $b^h$ .

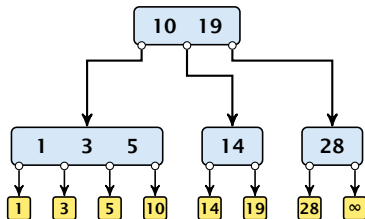


# Search



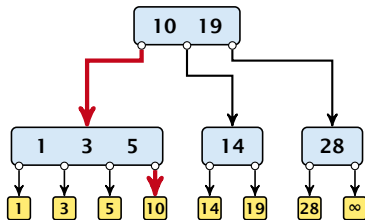
# Search

## Search(8)



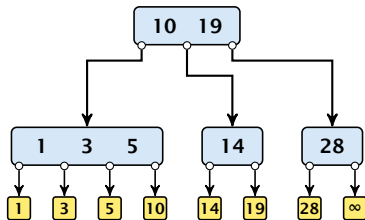
# Search

## Search(8)



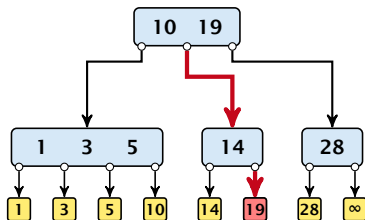
# Search

## Search(19)

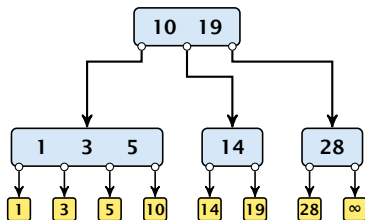


# Search

## Search(19)



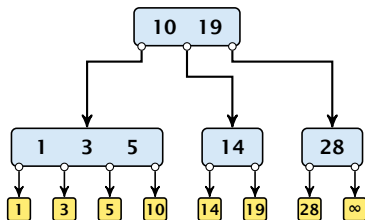
# Search



The search is straightforward. It is only important that you need to go all the way to the leaf.



# Search



The search is straightforward. It is only important that you need to go all the way to the leaf.

Time:  $\mathcal{O}(b \cdot h) = \mathcal{O}(b \cdot \log n)$ , if the individual nodes are organized as linear lists.

# Insert

Insert element  $x$ :

- ▶ Follow the path as if searching for  $\text{key}[x]$ .
- ▶ If this search ends in leaf  $\ell$ , insert  $x$  before this leaf.
- ▶ For this add  $\text{key}[x]$  to the key-list of the last internal node  $v$  on the path.
- ▶ If after the insert  $v$  contains  $b$  nodes, do  $\text{Rebalance}(v)$ .

# Insert

Insert element  $x$ :

- ▶ Follow the path as if searching for  $\text{key}[x]$ .
- ▶ If this search ends in leaf  $\ell$ , insert  $x$  **before** this leaf.
- ▶ For this add  $\text{key}[x]$  to the key-list of the last internal node  $v$  on the path.
- ▶ If after the insert  $v$  contains  $b$  nodes, do  $\text{Rebalance}(v)$ .

# Insert

Insert element  $x$ :

- ▶ Follow the path as if searching for  $\text{key}[x]$ .
- ▶ If this search ends in leaf  $\ell$ , insert  $x$  **before** this leaf.
- ▶ For this add  $\text{key}[x]$  to the key-list of the last internal node  $v$  on the path.
- ▶ If after the insert  $v$  contains  $b$  nodes, do  $\text{Rebalance}(v)$ .

# Insert

Insert element  $x$ :

- ▶ Follow the path as if searching for  $\text{key}[x]$ .
- ▶ If this search ends in leaf  $\ell$ , insert  $x$  **before** this leaf.
- ▶ For this add  $\text{key}[x]$  to the key-list of the last internal node  $v$  on the path.
- ▶ If after the insert  $v$  contains  $b$  nodes, do  $\text{Rebalance}(v)$ .

# Insert

Rebalance( $v$ ):

- ▶ Let  $k_i$ ,  $i = 1, \dots, b$  denote the keys stored in  $v$ .
- ▶ Let  $j := \lfloor \frac{b+1}{2} \rfloor$  be the middle element.
- ▶ Create two nodes  $v_1$ , and  $v_2$ .  $v_1$  gets all keys  $k_1, \dots, k_{j-1}$  and  $v_2$  gets keys  $k_{j+1}, \dots, k_b$ .
- ▶ Both nodes get at least  $\lfloor \frac{b-1}{2} \rfloor$  keys, and have therefore degree at least  $\lfloor \frac{b-1}{2} \rfloor + 1 \geq a$  since  $b \geq 2a - 1$ .
- ▶ They get at most  $\lceil \frac{b-1}{2} \rceil$  keys, and have therefore degree at most  $\lceil \frac{b-1}{2} \rceil + 1 \leq b$  (since  $b \geq 2$ ).
- ▶ The key  $k_j$  is promoted to the parent of  $v$ . The current pointer to  $v$  is altered to point to  $v_1$ , and a new pointer (to the right of  $k_j$ ) in the parent is added to point to  $v_2$ .
- ▶ Then, re-balance the parent.

# Insert

Rebalance( $v$ ):

- ▶ Let  $k_i$ ,  $i = 1, \dots, b$  denote the keys stored in  $v$ .
- ▶ Let  $j := \lfloor \frac{b+1}{2} \rfloor$  be the middle element.
- ▶ Create two nodes  $v_1$ , and  $v_2$ .  $v_1$  gets all keys  $k_1, \dots, k_{j-1}$  and  $v_2$  gets keys  $k_{j+1}, \dots, k_b$ .
- ▶ Both nodes get at least  $\lfloor \frac{b-1}{2} \rfloor$  keys, and have therefore degree at least  $\lfloor \frac{b-1}{2} \rfloor + 1 \geq a$  since  $b \geq 2a - 1$ .
- ▶ They get at most  $\lceil \frac{b-1}{2} \rceil$  keys, and have therefore degree at most  $\lceil \frac{b-1}{2} \rceil + 1 \leq b$  (since  $b \geq 2$ ).
- ▶ The key  $k_j$  is promoted to the parent of  $v$ . The current pointer to  $v$  is altered to point to  $v_1$ , and a new pointer (to the right of  $k_j$ ) in the parent is added to point to  $v_2$ .
- ▶ Then, re-balance the parent.

# Insert

Rebalance( $v$ ):

- ▶ Let  $k_i$ ,  $i = 1, \dots, b$  denote the keys stored in  $v$ .
- ▶ Let  $j := \lfloor \frac{b+1}{2} \rfloor$  be the middle element.
- ▶ Create two nodes  $v_1$ , and  $v_2$ .  $v_1$  gets all keys  $k_1, \dots, k_{j-1}$  and  $v_2$  gets keys  $k_{j+1}, \dots, k_b$ .
- ▶ Both nodes get at least  $\lfloor \frac{b-1}{2} \rfloor$  keys, and have therefore degree at least  $\lfloor \frac{b-1}{2} \rfloor + 1 \geq a$  since  $b \geq 2a - 1$ .
- ▶ They get at most  $\lceil \frac{b-1}{2} \rceil$  keys, and have therefore degree at most  $\lceil \frac{b-1}{2} \rceil + 1 \leq b$  (since  $b \geq 2$ ).
- ▶ The key  $k_j$  is promoted to the parent of  $v$ . The current pointer to  $v$  is altered to point to  $v_1$ , and a new pointer (to the right of  $k_j$ ) in the parent is added to point to  $v_2$ .
- ▶ Then, re-balance the parent.



# Insert

Rebalance( $v$ ):

- ▶ Let  $k_i$ ,  $i = 1, \dots, b$  denote the keys stored in  $v$ .
- ▶ Let  $j := \lfloor \frac{b+1}{2} \rfloor$  be the middle element.
- ▶ Create two nodes  $v_1$ , and  $v_2$ .  $v_1$  gets all keys  $k_1, \dots, k_{j-1}$  and  $v_2$  gets keys  $k_{j+1}, \dots, k_b$ .
- ▶ Both nodes get at least  $\lfloor \frac{b-1}{2} \rfloor$  keys, and have therefore degree at least  $\lfloor \frac{b-1}{2} \rfloor + 1 \geq a$  since  $b \geq 2a - 1$ .
- ▶ They get at most  $\lceil \frac{b-1}{2} \rceil$  keys, and have therefore degree at most  $\lceil \frac{b-1}{2} \rceil + 1 \leq b$  (since  $b \geq 2$ ).
- ▶ The key  $k_j$  is promoted to the parent of  $v$ . The current pointer to  $v$  is altered to point to  $v_1$ , and a new pointer (to the right of  $k_j$ ) in the parent is added to point to  $v_2$ .
- ▶ Then, re-balance the parent.

# Insert

Rebalance( $v$ ):

- ▶ Let  $k_i$ ,  $i = 1, \dots, b$  denote the keys stored in  $v$ .
- ▶ Let  $j := \lfloor \frac{b+1}{2} \rfloor$  be the middle element.
- ▶ Create two nodes  $v_1$ , and  $v_2$ .  $v_1$  gets all keys  $k_1, \dots, k_{j-1}$  and  $v_2$  gets keys  $k_{j+1}, \dots, k_b$ .
- ▶ Both nodes get at least  $\lfloor \frac{b-1}{2} \rfloor$  keys, and have therefore degree at least  $\lfloor \frac{b-1}{2} \rfloor + 1 \geq a$  since  $b \geq 2a - 1$ .
- ▶ They get at most  $\lceil \frac{b-1}{2} \rceil$  keys, and have therefore degree at most  $\lceil \frac{b-1}{2} \rceil + 1 \leq b$  (since  $b \geq 2$ ).
- ▶ The key  $k_j$  is promoted to the parent of  $v$ . The current pointer to  $v$  is altered to point to  $v_1$ , and a new pointer (to the right of  $k_j$ ) in the parent is added to point to  $v_2$ .
- ▶ Then, re-balance the parent.

# Insert

Rebalance( $v$ ):

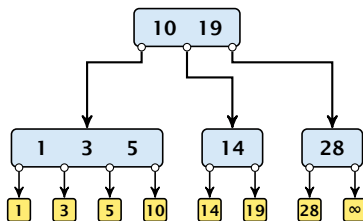
- ▶ Let  $k_i$ ,  $i = 1, \dots, b$  denote the keys stored in  $v$ .
- ▶ Let  $j := \lfloor \frac{b+1}{2} \rfloor$  be the middle element.
- ▶ Create two nodes  $v_1$ , and  $v_2$ .  $v_1$  gets all keys  $k_1, \dots, k_{j-1}$  and  $v_2$  gets keys  $k_{j+1}, \dots, k_b$ .
- ▶ Both nodes get at least  $\lfloor \frac{b-1}{2} \rfloor$  keys, and have therefore degree at least  $\lfloor \frac{b-1}{2} \rfloor + 1 \geq a$  since  $b \geq 2a - 1$ .
- ▶ They get at most  $\lceil \frac{b-1}{2} \rceil$  keys, and have therefore degree at most  $\lceil \frac{b-1}{2} \rceil + 1 \leq b$  (since  $b \geq 2$ ).
- ▶ The key  $k_j$  is promoted to the parent of  $v$ . The current pointer to  $v$  is altered to point to  $v_1$ , and a new pointer (to the right of  $k_j$ ) in the parent is added to point to  $v_2$ .
- ▶ Then, re-balance the parent.

# Insert

Rebalance( $v$ ):

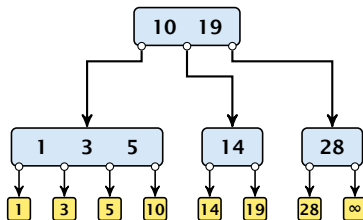
- ▶ Let  $k_i$ ,  $i = 1, \dots, b$  denote the keys stored in  $v$ .
- ▶ Let  $j := \lfloor \frac{b+1}{2} \rfloor$  be the middle element.
- ▶ Create two nodes  $v_1$ , and  $v_2$ .  $v_1$  gets all keys  $k_1, \dots, k_{j-1}$  and  $v_2$  gets keys  $k_{j+1}, \dots, k_b$ .
- ▶ Both nodes get at least  $\lfloor \frac{b-1}{2} \rfloor$  keys, and have therefore degree at least  $\lfloor \frac{b-1}{2} \rfloor + 1 \geq a$  since  $b \geq 2a - 1$ .
- ▶ They get at most  $\lceil \frac{b-1}{2} \rceil$  keys, and have therefore degree at most  $\lceil \frac{b-1}{2} \rceil + 1 \leq b$  (since  $b \geq 2$ ).
- ▶ The key  $k_j$  is promoted to the parent of  $v$ . The current pointer to  $v$  is altered to point to  $v_1$ , and a new pointer (to the right of  $k_j$ ) in the parent is added to point to  $v_2$ .
- ▶ Then, re-balance the parent.

# Insert



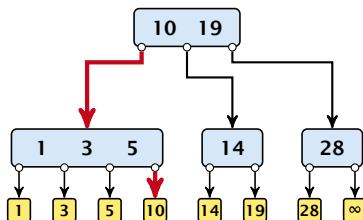
# Insert

## Insert(8)



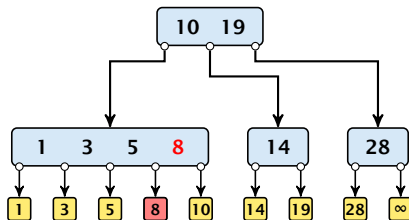
# Insert

## Insert(8)



# Insert

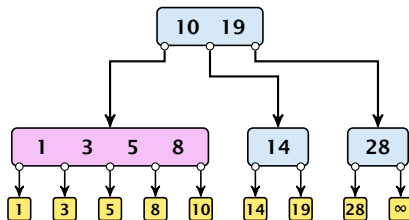
Insert(8)





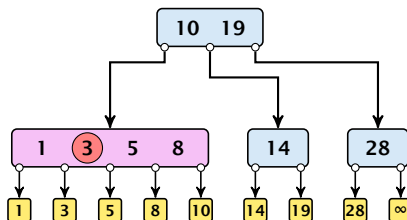
# Insert

## Insert(8)

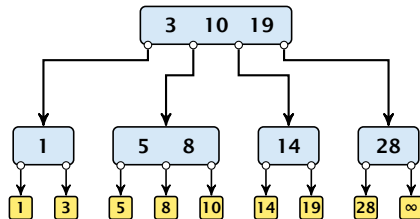


# Insert

Insert(8)

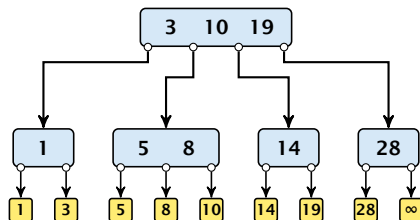


# Insert



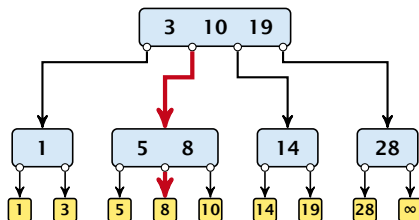
# Insert

## Insert(6)



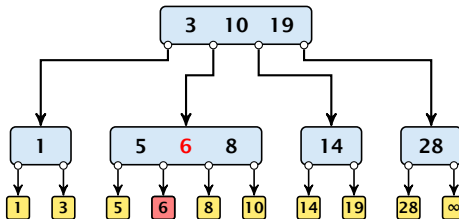
# Insert

## Insert(6)



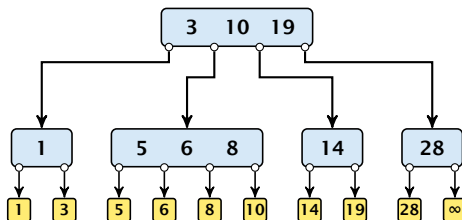
# Insert

## Insert(6)



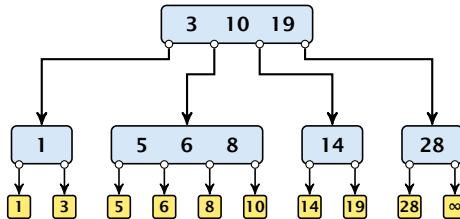
# Insert

## Insert(6)



# Insert

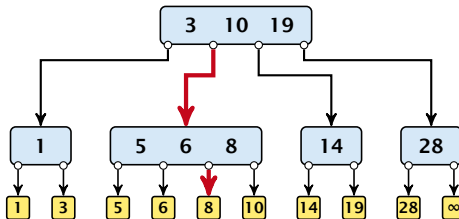
## Insert(7)





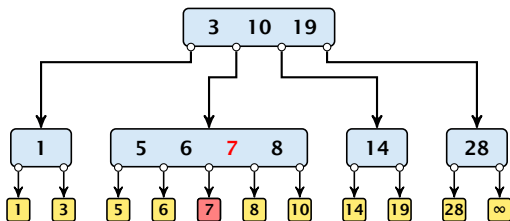
# Insert

## Insert(7)



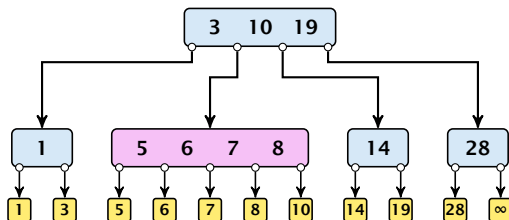
# Insert

## Insert(7)



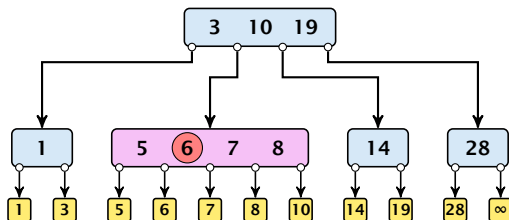
# Insert

Insert(7)



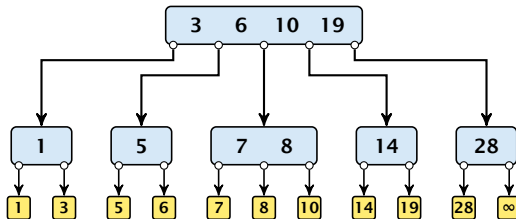
# Insert

Insert(7)



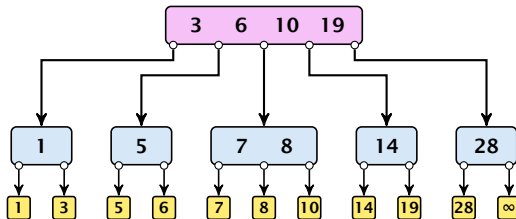
# Insert

## Insert(7)



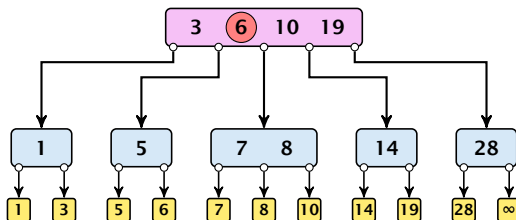
# Insert

## Insert(7)



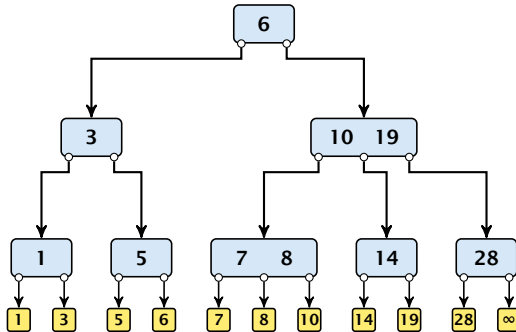
# Insert

Insert(7)



# Insert

Insert(7)





# Delete

Delete element  $x$  (pointer to leaf vertex):

- ▶ Let  $v$  denote the parent of  $x$ . If  $\text{key}[x]$  is contained in  $v$ , remove the key from  $v$ , and delete the leaf vertex.
- ▶ Otherwise delete the key of the predecessor of  $x$  from  $v$ ; delete the leaf vertex; and replace the occurrence of  $\text{key}[x]$  in internal nodes by the predecessor key. (Note that it appears in exactly one internal vertex).
- ▶ If now the number of keys in  $v$  is below  $a - 1$  perform  $\text{Rebalance}'(v)$ .

# Delete

Delete element  $x$  (pointer to leaf vertex):

- ▶ Let  $v$  denote the parent of  $x$ . If  $\text{key}[x]$  is contained in  $v$ , remove the key from  $v$ , and delete the leaf vertex.
- ▶ Otherwise delete the key of the predecessor of  $x$  from  $v$ ; delete the leaf vertex; and replace the occurrence of  $\text{key}[x]$  in internal nodes by the predecessor key. (Note that it appears in exactly one internal vertex).
- ▶ If now the number of keys in  $v$  is below  $a - 1$  perform  $\text{Rebalance}'(v)$ .

# Delete

Delete element  $x$  (pointer to leaf vertex):

- ▶ Let  $v$  denote the parent of  $x$ . If  $\text{key}[x]$  is contained in  $v$ , remove the key from  $v$ , and delete the leaf vertex.
- ▶ Otherwise delete the key of the predecessor of  $x$  from  $v$ ; delete the leaf vertex; and replace the occurrence of  $\text{key}[x]$  in internal nodes by the predecessor key. (Note that it appears in exactly one internal vertex).
- ▶ If now the number of keys in  $v$  is below  $a - 1$  perform  $\text{Rebalance}'(v)$ .

# Delete

Rebalance' ( $v$ ):

- ▶ If there is a neighbour of  $v$  that has at least  $a$  keys take over the largest (if right neighbor) or smallest (if left neighbour) and the corresponding sub-tree.
- ▶ If not: merge  $v$  with one of its neighbours.
- ▶ The merged node contains at most  $(a - 2) + (a - 1) + 1$  keys, and has therefore at most  $2a - 1 \leq b$  successors.
- ▶ Then rebalance the parent.
- ▶ During this process the root may become empty. In this case the root is deleted and the height of the tree decreases.

# Delete

Rebalance' ( $v$ ):

- ▶ If there is a neighbour of  $v$  that has at least  $a$  keys take over the largest (if right neighbor) or smallest (if left neighbour) and the corresponding sub-tree.
- ▶ If not: merge  $v$  with one of its neighbours.
  - ▶ The merged node contains at most  $(a - 2) + (a - 1) + 1$  keys, and has therefore at most  $2a - 1 \leq b$  successors.
  - ▶ Then rebalance the parent.
  - ▶ During this process the root may become empty. In this case the root is deleted and the height of the tree decreases.

# Delete

Rebalance' ( $v$ ):

- ▶ If there is a neighbour of  $v$  that has at least  $a$  keys take over the largest (if right neighbor) or smallest (if left neighbour) and the corresponding sub-tree.
- ▶ If not: merge  $v$  with one of its neighbours.
- ▶ The merged node contains at most  $(a - 2) + (a - 1) + 1$  keys, and has therefore at most  $2a - 1 \leq b$  successors.
- ▶ Then rebalance the parent.
- ▶ During this process the root may become empty. In this case the root is deleted and the height of the tree decreases.

# Delete

Rebalance' ( $v$ ):

- ▶ If there is a neighbour of  $v$  that has at least  $a$  keys take over the largest (if right neighbor) or smallest (if left neighbour) and the corresponding sub-tree.
- ▶ If not: merge  $v$  with one of its neighbours.
- ▶ The merged node contains at most  $(a - 2) + (a - 1) + 1$  keys, and has therefore at most  $2a - 1 \leq b$  successors.
- ▶ Then rebalance the parent.
- ▶ During this process the root may become empty. In this case the root is deleted and the height of the tree decreases.

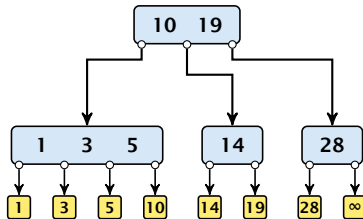
# Delete

Rebalance' ( $v$ ):

- ▶ If there is a neighbour of  $v$  that has at least  $a$  keys take over the largest (if right neighbor) or smallest (if left neighbour) and the corresponding sub-tree.
- ▶ If not: merge  $v$  with one of its neighbours.
- ▶ The merged node contains at most  $(a - 2) + (a - 1) + 1$  keys, and has therefore at most  $2a - 1 \leq b$  successors.
- ▶ Then rebalance the parent.
- ▶ During this process the root may become empty. In this case the root is deleted and the height of the tree decreases.

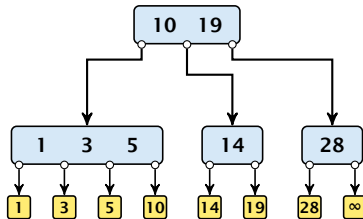


# Delete



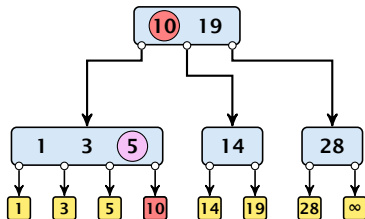
# Delete

Delete(10)



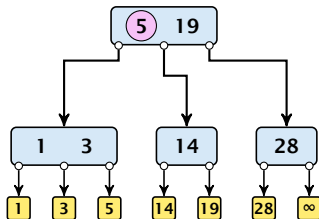
# Delete

Delete(10)

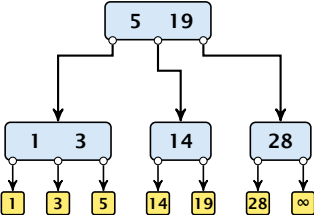


# Delete

Delete(10)

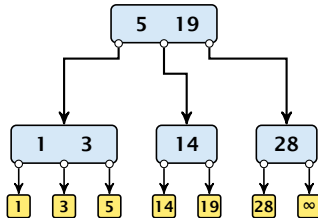


# Delete



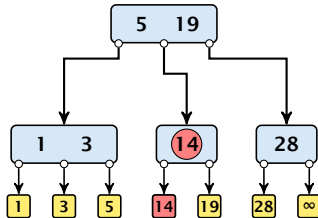
# Delete

Delete(14)



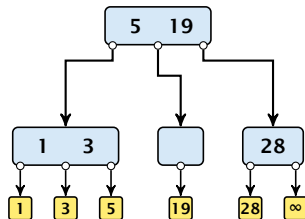
# Delete

Delete(14)



# Delete

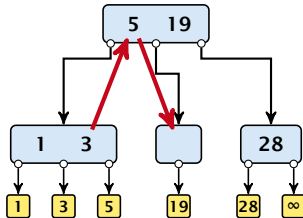
Delete(14)





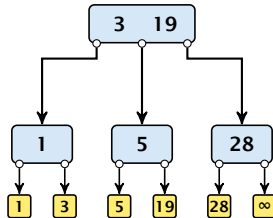
# Delete

Delete(14)

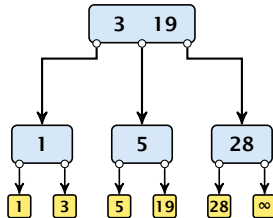


# Delete

## Delete(14)

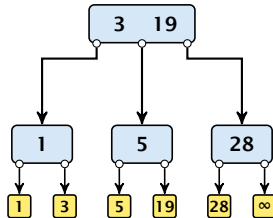


# Delete



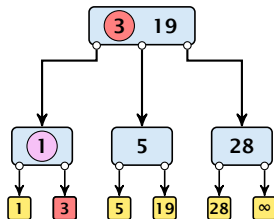
# Delete

## Delete(3)



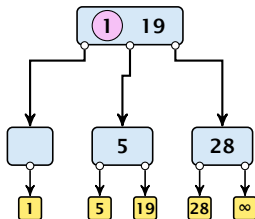
# Delete

## Delete(3)



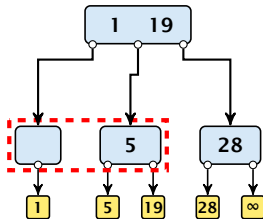
# Delete

## Delete(3)



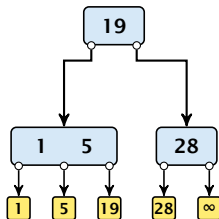
# Delete

## Delete(3)



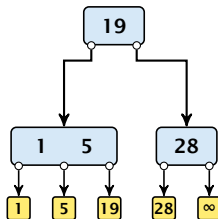
# Delete

## Delete(3)



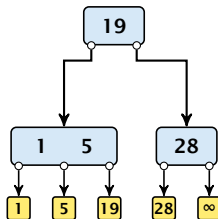


# Delete



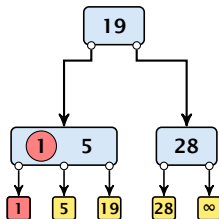
# Delete

## Delete(1)



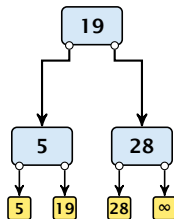
# Delete

## Delete(1)

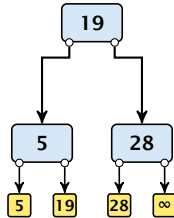


# Delete

## Delete(1)

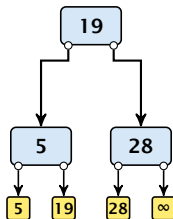


# Delete



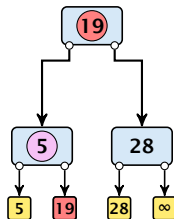
# Delete

Delete(19)



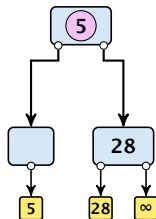
# Delete

Delete(19)



# Delete

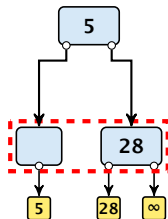
## Delete(19)





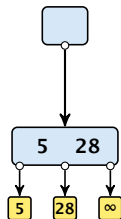
# Delete

## Delete(19)



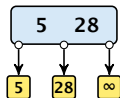
# Delete

## Delete(19)



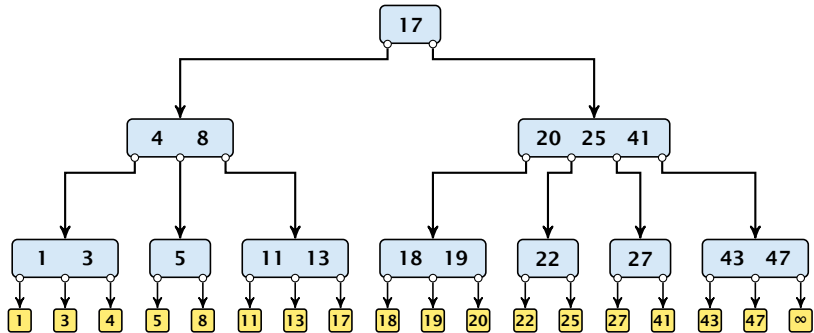
# Delete

## Delete(19)



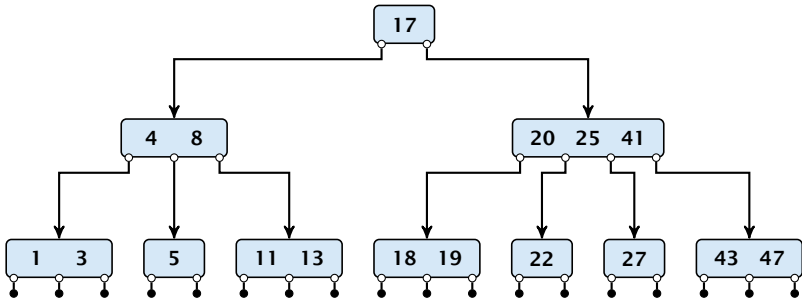
# (2, 4)-trees and red black trees

There is a close relation between red-black trees and (2,4)-trees:



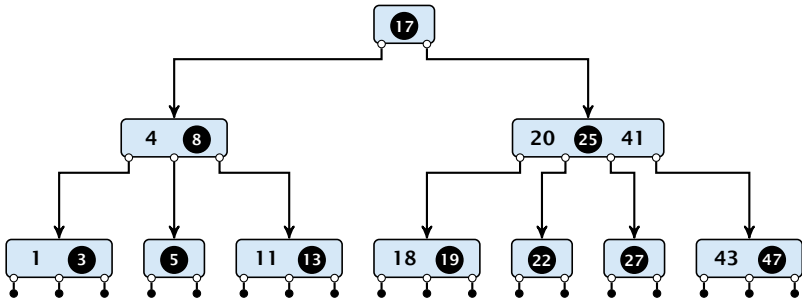
# (2, 4)-trees and red black trees

There is a close relation between red-black trees and (2,4)-trees:



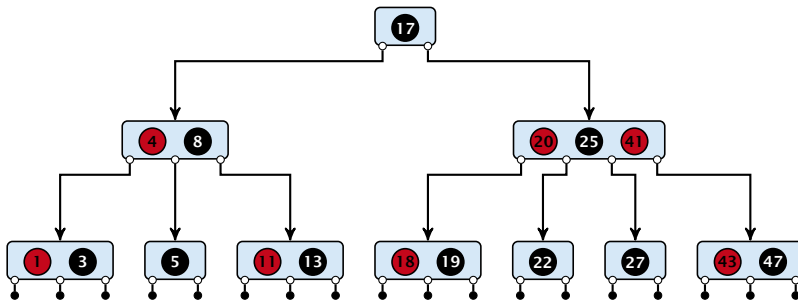
# (2, 4)-trees and red black trees

There is a close relation between red-black trees and (2, 4)-trees:



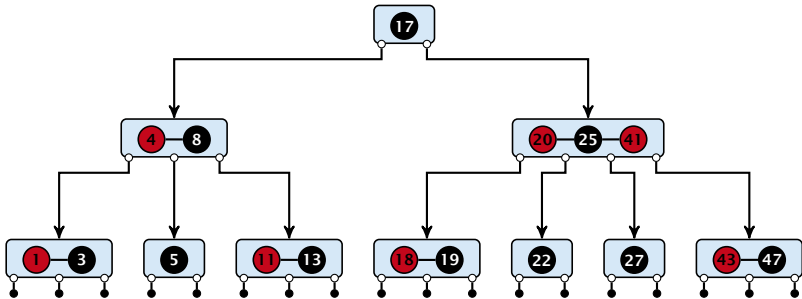
## (2, 4)-trees and red black trees

There is a close relation between red-black trees and (2,4)-trees:



# (2, 4)-trees and red black trees

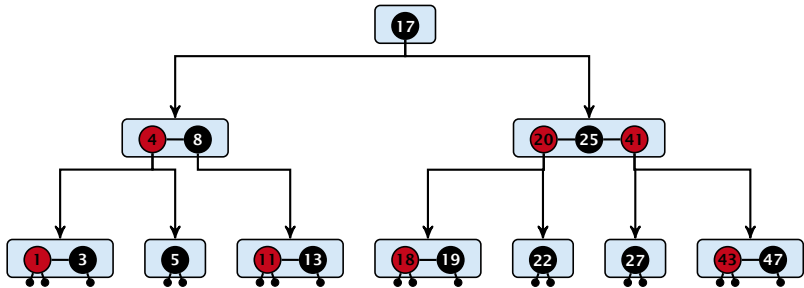
There is a close relation between red-black trees and (2,4)-trees:





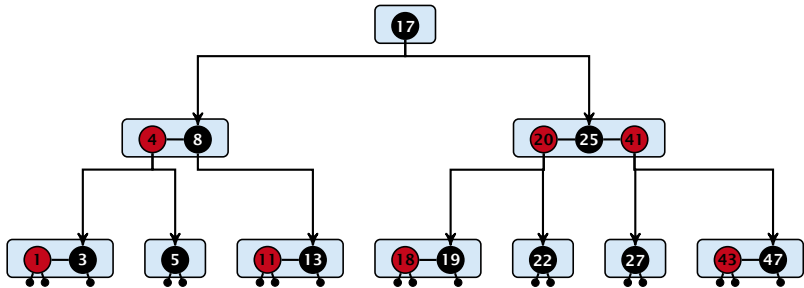
## (2, 4)-trees and red black trees

There is a close relation between red-black trees and (2, 4)-trees:



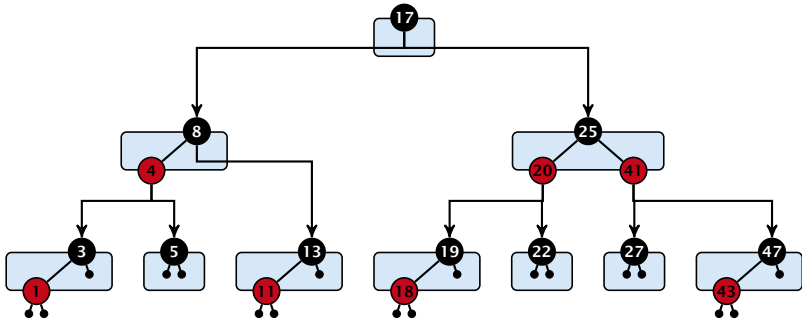
# (2, 4)-trees and red black trees

There is a close relation between red-black trees and (2, 4)-trees:



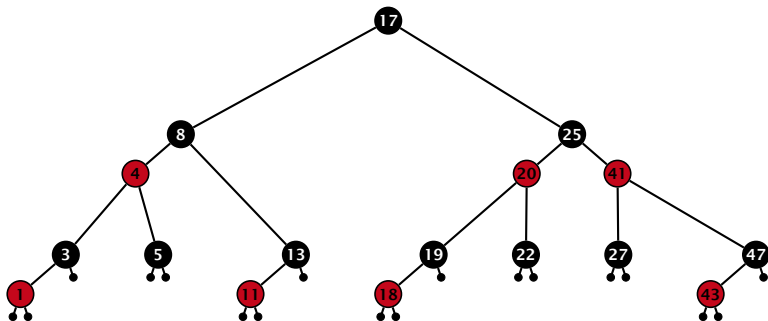
# (2, 4)-trees and red black trees

There is a close relation between red-black trees and (2, 4)-trees:



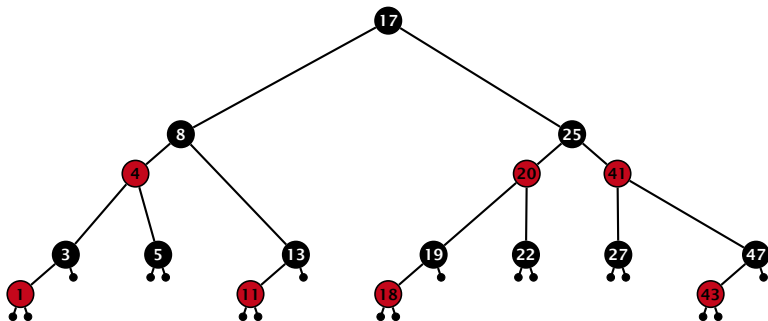
## (2, 4)-trees and red black trees

There is a close relation between red-black trees and (2, 4)-trees:



## (2, 4)-trees and red black trees

There is a close relation between red-black trees and (2, 4)-trees:



Note that this correspondence is not unique. In particular, there are different red-black trees that correspond to the same (2, 4)-tree.