

Fundamental Algorithms

Chapter 4: AVL Trees

Harald Räcke

Winter 2015/16

Part I

AVL Trees

(Adelson-Velsky and Landis, 1962)

Binary Search Trees – Summary

Complexity of Searching:

- worst-case complexity depends on height of the search trees
- $O(\log n)$ for balanced trees

Inserting and Deleting:

- insertion and deletion might change balance of trees
- question: how expensive is re-balancing?

Test: Inserting/Deleting into a (fully) balanced tree
⇒ strict balancing (uniform depth for all leaves) too strict

AVL-Trees

Definition

AVL-trees are binary search trees that fulfill the following balance condition. For every node v

$$|\text{height}(\text{left sub-tree}(v)) - \text{height}(\text{right sub-tree}(v))| \leq 1 .$$

Lemma

An AVL-tree of height h contains at least $F_{h+2} - 1$ and at most $2^h - 1$ internal nodes, where F_n is the n -th Fibonacci number ($F_0 = 0$, $F_1 = 1$), and the height is the maximal number of edges from the root to an (empty) dummy leaf.

AVL trees

Proof.

The upper bound is clear, as a binary tree of height h can only contain

$$\sum_{j=0}^{h-1} 2^j = 2^h - 1$$

internal nodes.

AVL trees

Proof (cont.)

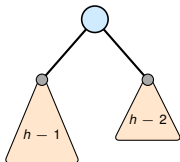
Induction (base cases):

1. an AVL-tree of height $h = 1$ contains at least one internal node,
 $1 \geq F_3 - 1 = 2 - 1 = 1$.
2. an AVL tree of height $h = 2$ contains at least two internal nodes,
 $2 \geq F_4 - 1 = 3 - 1 = 2$



Induction step:

An AVL-tree of height $h \geq 2$ of minimal size has a root with sub-trees of height $h - 1$ and $h - 2$, respectively. Both, sub-trees have minimal node number.



Let

$$g_h := 1 + \text{minimal size of AVL-tree of height } h .$$

Then

$$g_1 = 2 \qquad = F_3$$

$$g_2 = 3 \qquad = F_4$$

$$g_{h-1} = 1 + g_{h-1} - 1 + g_{h-2} - 1 , \qquad \text{hence}$$

$$g_h = g_{h-1} + g_{h-2} \qquad = F_{h+2}$$

AVL-Tress

An AVL-tree of height h contains at least $F_{h+2} - 1$ internal nodes.
Since

$$n + 1 \geq F_{h+2} = \Omega \left(\left(\frac{1 + \sqrt{5}}{2} \right)^h \right),$$

we get

$$n \geq \Omega \left(\left(\frac{1 + \sqrt{5}}{2} \right)^h \right),$$

and, hence, $h = \mathcal{O}(\log n)$.

AVL-trees

We need to maintain the balance condition through rotations.

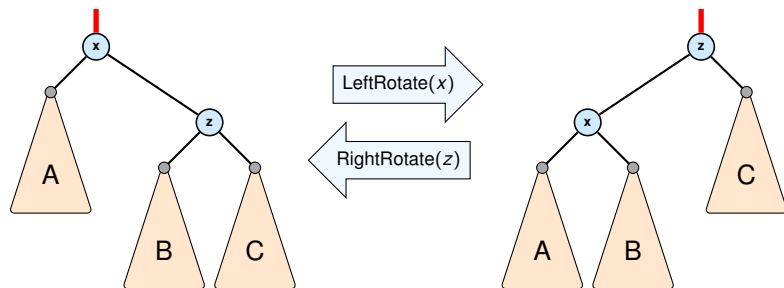
For this we store in every internal tree-node v the **balance** of the node. Let v denote a tree node with left child c_ℓ and right child c_r .

$$\text{balance}[v] := \text{height}(T_{c_\ell}) - \text{height}(T_{c_r}) ,$$

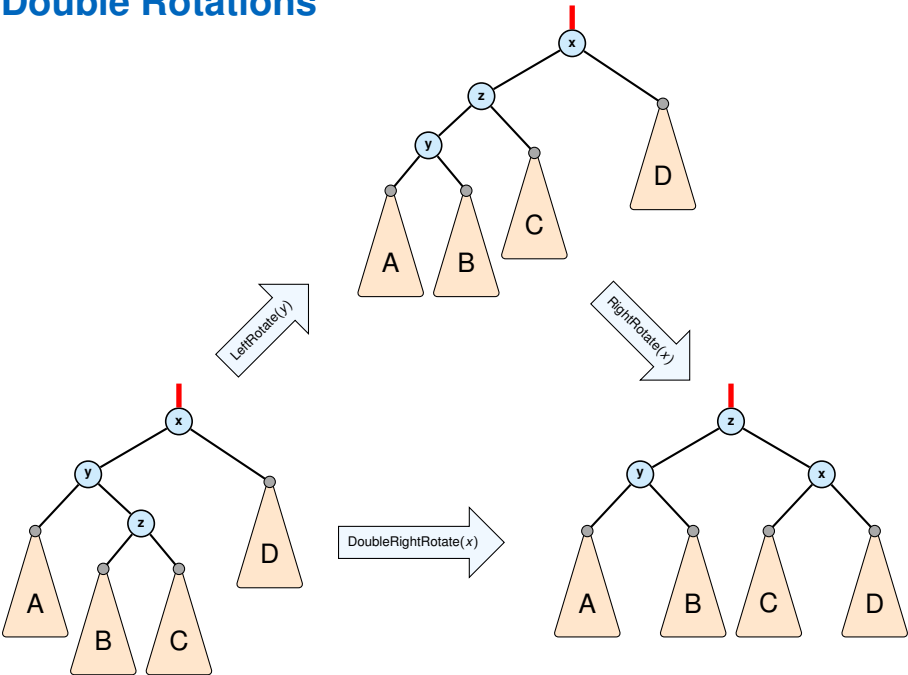
where T_{c_ℓ} and T_{c_r} , are the sub-trees rooted at c_ℓ and c_r , respectively.

Rotations

The properties will be maintained through rotations:

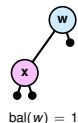
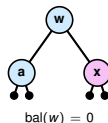
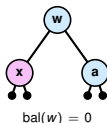
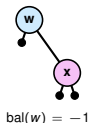


Double Rotations



AVL-trees: Insert

- Insert like in a binary search tree.
- Let w denote the parent of the newly inserted node x .
- One of the following cases holds:



- If $\text{bal}[w] \neq 0$, T_w has changed height; the balance-constraint may be violated at ancestors of w .
- Call $\text{AVL-fix-up-insert}(\text{parent}[w])$ to restore the balance-condition.

AVL-trees: Insert

Invariant at the beginning of $\text{AVL-fix-up-insert}(v)$:

1. The balance constraints hold at all descendants of v .
2. A node has been inserted into T_c , where c is either the right or left child of v .
3. T_c has increased its height by one (otw. we would already have aborted the fix-up procedure).
4. The balance at node c fulfills $\text{balance}[c] \in \{-1, 1\}$. This holds because if the balance of c is 0, then T_c did not change its height, and the whole procedure would have been aborted in the previous step.

AVL-trees: Insert

Algorithm 1 AVL-fix-up-insert(v)

- 1: **if** $\text{balance}[v] \in \{-2, 2\}$ **then** DoRotationInsert(v);
- 2: **if** $\text{balance}[v] \in \{0\}$ **return**;
- 3: **if** $\text{parent}[v] = \text{null}$ **return**;
- 4: compute balance of $\text{parent}[v]$;
- 5: AVL-fix-up-insert($\text{parent}[v]$);

We will show that the above procedure is correct, and that it will do at most one rotation.

AVL-trees: Insert

Algorithm 2 DoRotationInsert(v)

```
1: if balance[ $v$ ] = -2 then // insert in right sub-tree
2:     if balance[right[ $v$ ]] = -1 then
3:         LeftRotate( $v$ );
4:     else
5:         DoubleLeftRotate( $v$ );
6: else // insert in left sub-tree
7:     if balance[left[ $v$ ]] = 1 then
8:         RightRotate( $v$ );
9:     else
10:        DoubleRightRotate( $v$ );
```

AVL-trees: Insert

It is clear that the invariants for the fix-up routine hold as long as no rotations have been done.

We have to show that after doing one rotation **all** balance constraints are fulfilled.

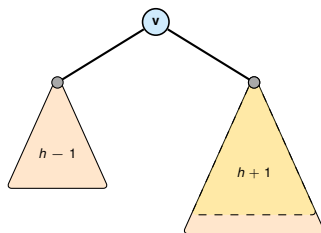
We show that after doing a rotation at v :

- v fulfills balance condition.
- All children of v still fulfill the balance condition.
- The height of T_v is the same as before the insert-operation took place.

We only look at the case where the insert happened into the right sub-tree of v . The other case is symmetric.

AVL-trees: Insert

We have the following situation:

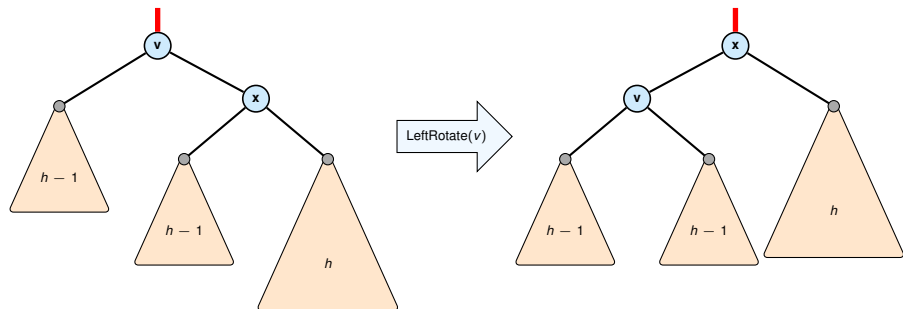


The right sub-tree of v has increased its height which results in a balance of -2 at v .

Before the insertion the height of T_v was $h + 1$.

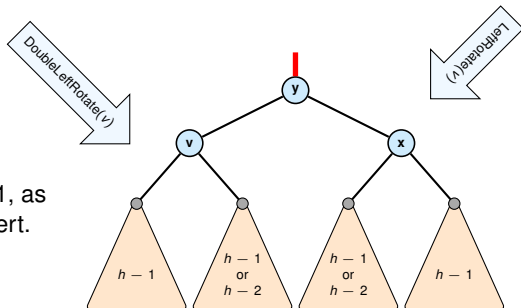
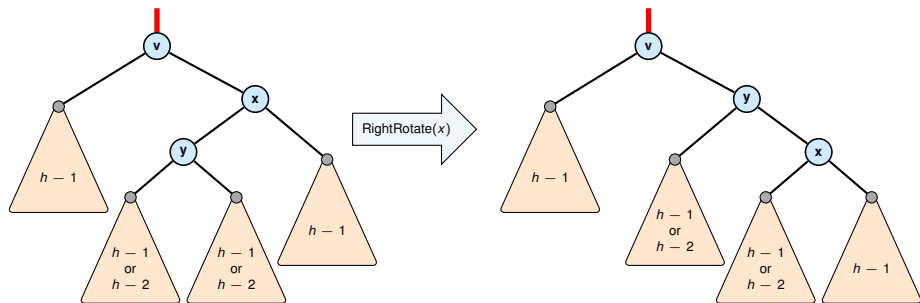
Case 1: $\text{balance}[\text{right}[v]] = -1$

We do a left rotation at v



Now, the subtree has height $h + 1$ as before the insertion. Hence, we do not need to continue.

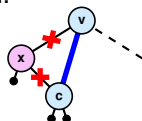
Case 2: $\text{balance}[\text{right}[v]] = 1$



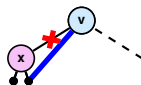
Height is $h + 1$, as before the insert.

AVL-trees: Delete

- Delete like in a binary search tree.
- Let v denote the parent of the node that has been **spliced out**.
- The balance-constraint may be violated at v , or at ancestors of v , as a sub-tree of a child of v has reduced its height.
- Initially, the node c —the new root in the sub-tree that has changed—is either a dummy leaf or a node with two dummy leaves as children.



Case 1



Case 2

In both cases $\text{bal}[c] = 0$.

- Call `AVL-fix-up-delete(v)` to restore the balance-condition.

AVL-trees: Delete

Invariant at the beginning $\text{AVL-fix-up-delete}(v)$:

1. The balance constraints holds at all descendants of v .
2. A node has been deleted from T_c , where c is either the right or left child of v .
3. T_c has decreased its height by one.
4. The balance at the node c fulfills $\text{balance}[c] = 0$. This holds because if the balance of c is in $\{-1, 1\}$, then T_c did not change its height, and the whole procedure would have been aborted in the previous step.

AVL-trees: Delete

Algorithm 3 AVL-fix-up-delete(v)

- 1: **if** $\text{balance}[v] \in \{-2, 2\}$ **then** DoRotationDelete(v);
- 2: **if** $\text{balance}[v] \in \{-1, 1\}$ **return**;
- 3: **if** $\text{parent}[v] = \text{null}$ **return**;
- 4: compute balance of $\text{parent}[v]$;
- 5: AVL-fix-up-delete($\text{parent}[v]$);

We will show that the above procedure is correct. However, for the case of a delete there may be a logarithmic number of rotations.

AVL-trees: Delete

Algorithm 4 DoRotationDelete(v)

```
1: if balance[ $v$ ] = -2 then // deletion in left sub-tree
2:     if balance[right[ $v$ ]] ∈ {0, -1} then
3:         LeftRotate( $v$ );
4:     else
5:         DoubleLeftRotate( $v$ );
6: else // deletion in right sub-tree
7:     if balance[left[ $v$ ]] = {0, 1} then
8:         RightRotate( $v$ );
9:     else
10:        DoubleRightRotate( $v$ );
```

AVL-trees: Delete

It is clear that the invariants for the fix-up routine hold as long as no rotations have been done.

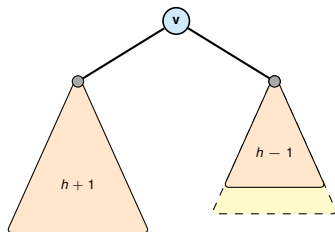
We show that after doing a rotation at v :

- v fulfills the balance condition.
- All children of v still fulfill the balance condition.
- If now $\text{balance}[v] \in \{-1, 1\}$ we can stop as the height of T_v is the same as before the deletion.

We only look at the case where the deleted node was in the right sub-tree of v . The other case is symmetric.

AVL-trees: Delete

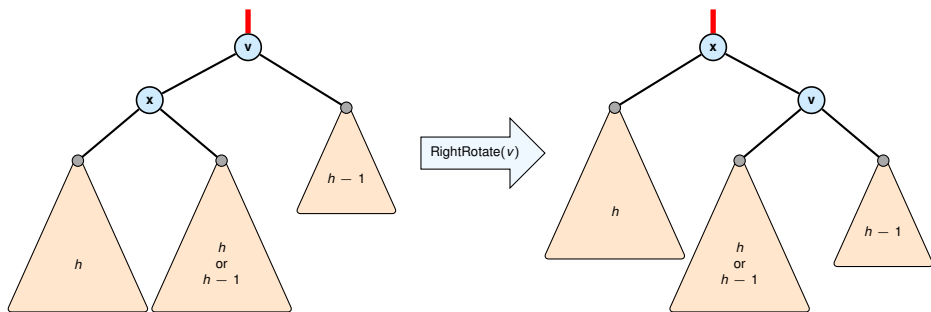
We have the following situation:



The right sub-tree of v has decreased its height which results in a balance of 2 at v .

Before the deletion the height of T_v was $h + 2$.

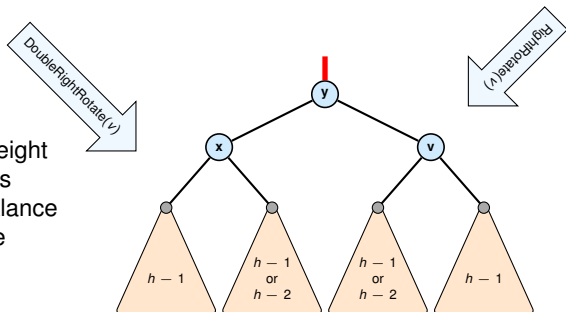
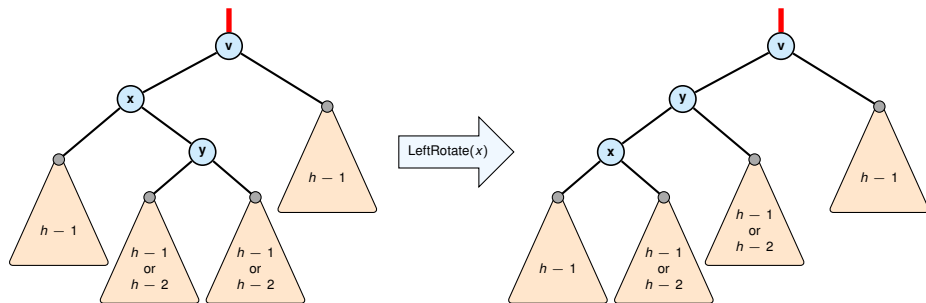
Case 1: $\text{balance}[\text{left}[v]] \in \{0, 1\}$



If the middle subtree has height h the whole tree has height $h + 2$ as before the deletion. The iteration stops as the balance at the root is non-zero.

If the middle subtree has height $h - 1$ the whole tree has decreased its height from $h + 2$ to $h + 1$. We do continue the fix-up procedure as the balance at the root is zero.

Case 2: $\text{balance}[\text{left}[v]] = -1$



Sub-tree has height $h + 1$, i.e., it has shrunk. The balance at y is zero. We continue the iteration.